

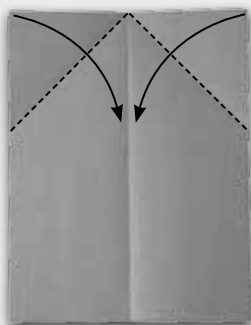
# LONG Ranger

## TRADITIONAL MODEL

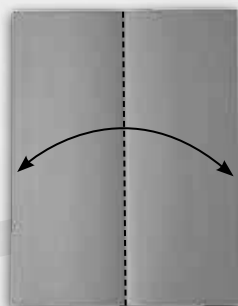
The Long Ranger has no equal. It flies farther and straighter than any other model in this book. With the right throw, it can cover distances of 45 feet (14 m). That's something to remember when your school has a paper airplane contest.

## MATERIALS

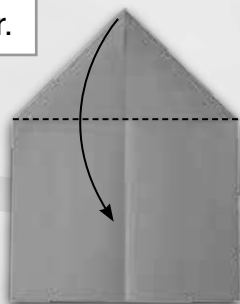
• 8.5- by 11-inch (22- by 28-cm) paper



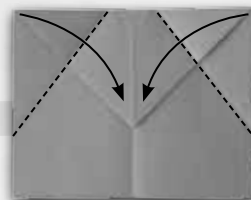
2 Valley fold the corners to the center.



1 Valley fold edge to edge and unfold.



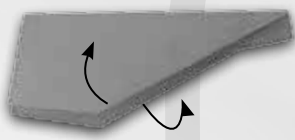

3 Valley fold the point.



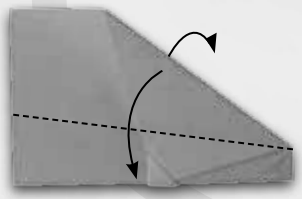
4 Valley fold the corners to the center.

**END  
HERE**

9 **Finished  
Long Ranger**



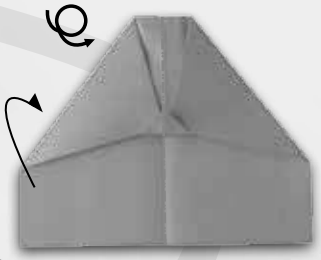
8 **Lift the wings.**




7 **Valley fold the top layer even with the bottom edge. Repeat behind.**

**FLYING TIP**

**Use a medium throw with a slight upward angle.**



6 **Mountain fold the model in half and rotate.**



5 **Valley fold the point.**