



LET'S GO ON AN INSECT HUNT



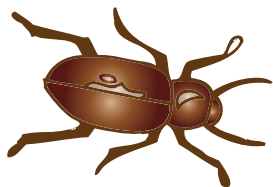

LOOK OUTSIDE:

Insects can be easily found near your home or at a park. Slow down and look carefully under rocks, leaves, bark, and between cracks in the pavement. Remember that bugs are much smaller than you, so it might take a while before you can spot them. Insects can be found almost anywhere: in the air, like a butterfly; on the ground, like an ant; or near the water, like a water spider.



LOOK INSIDE:

Besides the stray fly or bee that wanders into the house, most inside bugs try to stay out of sight. The main reason insects come into your house is for food. Take your flashlight and shine in a small, dark corner like under the kitchen sink or in the basement and you just might find an insect there.



WHAT TO WEAR:

If you're looking for insects outside, be sure to wear long pants, boots, a long-sleeved shirt, gloves and a hat.

WHAT TO BRING ALONG:

- Magnifying Glass (for a closer look)
- Pencil and Paper (for taking notes and drawing your bug)
- Empty Plastic Containers with pin holes in the lid* (if you want to take your bug home for further observation)
- Sealable Plastic Bags* (another place to put a bug)

* Be sure to put some leaves in with the insect so it has something to hang onto while you're traveling with it. After you're done observing, be sure to return the insect to its environment.

